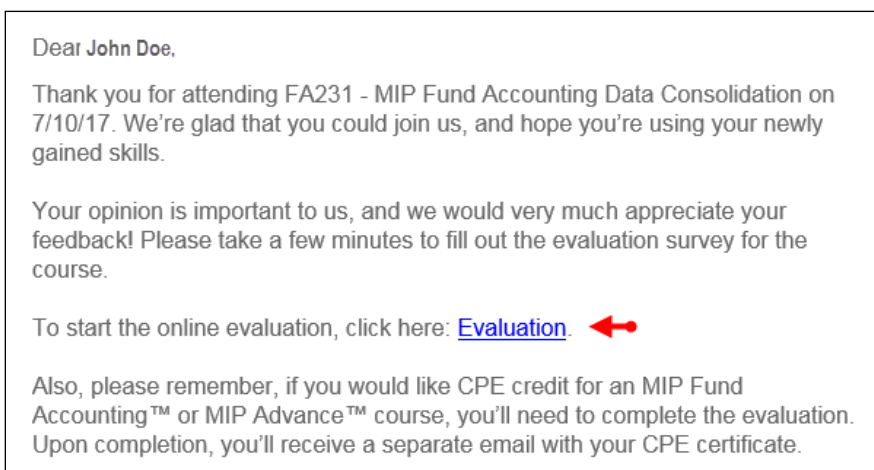




Obtaining Your Completion/CPE Certificate

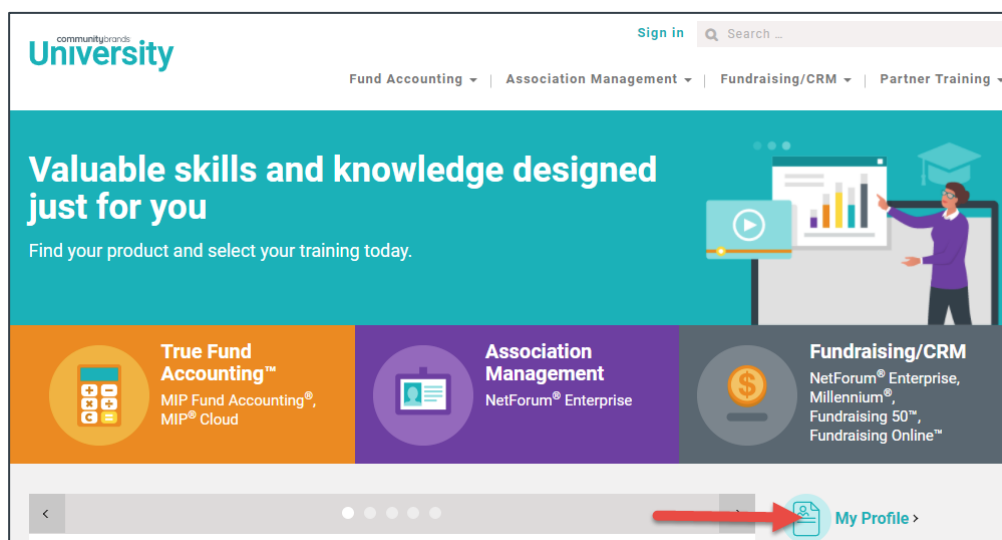
There are two ways to receive your completion/CPE certificate:

1. After attending a class, you will receive an email reminder to complete the evaluation. Click on **Evaluation** in that email.

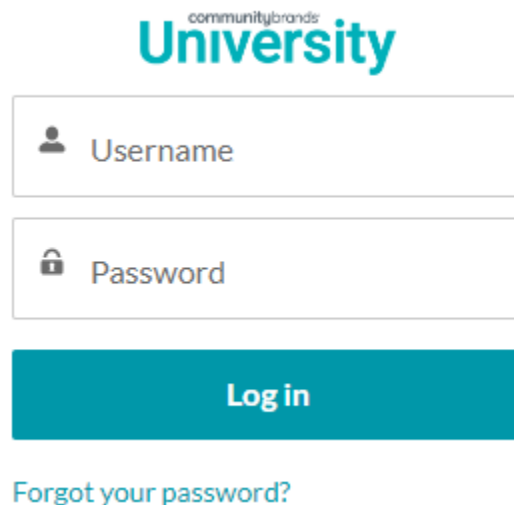


2. Or you may go to [Community Brands University](#)


- Select **My Profile**.




- Login to your profile by entering your Community Brands login credentials (Email Address and Password), then press Log In.



communitybrands
University

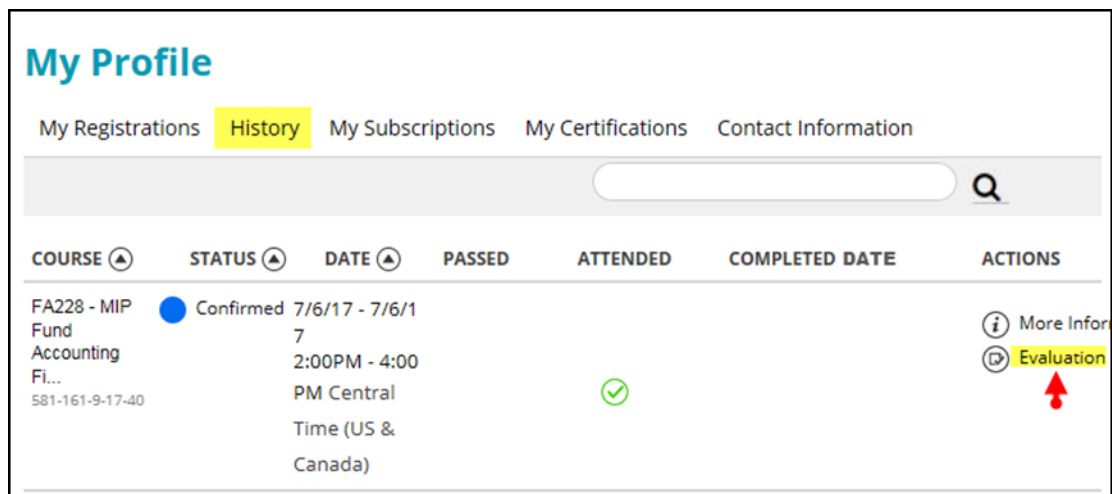
 Username

 Password

Log in

[Forgot your password?](#)




- Press the History tab, locate the class and click **Evaluation**



My Profile

My Registrations **History** My Subscriptions My Certifications Contact Information

Search

COURSE ▲	STATUS ▲	DATE ▲	PASSED	ATTENDED	COMPLETED DATE	ACTIONS
FA228 - MIP Fund Accounting Fi... 581-161-9-17-40	Confirmed	7/6/17 - 7/6/17 7 2:00PM - 4:00 PM Central Time (US & Canada)		✓		 More Infor...  Evaluation 

- Complete the brief evaluation, then click **Finish**.
- You will receive an email from training@communitybrands.com with the certificate attached.

**PLEASE SAVE THE EMAIL CONTAINING
YOUR CERTIFICATE IN YOUR RECORDS
FOR FUTURE REFERENCE**